




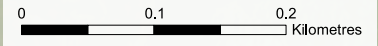


Ōtukaikino Wetland



-  Park boundary
-  30min walking track
-  Roads
-  Parking area
-  Toilets
-  Picnic area



This project has been supported through Environment Canterbury's Immediate Steps Fund